

For quick reference, the following chart is a guide to assist in selecting a vacuum cleaner best suited for your needs. However, your best reference is to visit a dealer's store and try the cleaner yourself.

The marks of ★★★ Best, ★★ Better and ★ Good rate the cleaning effectiveness of the model and the ease of use.

Cleaning Task Chart

Cleaning Tasks	Types of Cleaners					
	Self-propel upright	PowerMAX motorized nozzle canister	Dimension or Elite upright	Futura motorized nozzle canister	Portapower II or Hornet suction nozzle canister	Light-weight stick type
Plush & Shag Carpet	★★★	★★	★★	★★	★	★
Multi-level & Normal	★★★	★★	★★	★★	★	★
Low Pile & Kitchen Carpet	★★★	★★	★★	★★	★	★
Hard Surface Floors	★ w/tools	★★★	★ w/tools	★★	★★	★
Above the Floor Cleaning	★ w/tools	★★★	★ w/tools	★★	★★	N/A
Steps – Carpeted	★ w/tools	★★★	★ w/tools	★★★	★★	★
Steps – Hard Surface	★ w/tools	★★★	★ w/tools	★★	★★	★★
Car Cleaning	★ w/tools	★★★	★ w/tools	★★	★★	N/A

Note: Brush-Vac hand-held cleaner can be used in the same applications as “with tools” cleaners with a “Better” rating on carpets and car cleaning due to its rotating brush. Also, the Dubl-Duty wet & dry hand-held cleaner can be used in the same applications with the added capability of vacuuming wet spills.



‘HOOVER’; ‘PowerMAX’; ‘Power Drive’; ‘Futura’; ‘Dimension’; ‘Elite’; ‘Portapower’; ‘Hornet’; ‘Twist & Vac’; ‘Dirt FINDER’; ‘Dubl-Duty’; ‘Tempo’; are trademarks of The Hoover Company, North Canton, Ohio 44720.

Consumer Guide References:

- A Shopper's Guide to Carpet Quality,**
Armstrong World Industries, Inc., Lancaster, PA
- Trend,** WWG Industries, Inc., Rome, GA
- Allied Chemical Carpet Maintenance Manual,**
Allied Chemical Corporation, Petersburg, VA
- Everything You Wanted to Know About Carpets,**
Galaxy Carpet Mills, Inc., Elk Grove Village, IL
- Floor Care,** S. C. Johnson Wax, Racine, WI

Consumer Education Department,
The Hoover Company, North Canton, OH 44720
54790 4/97 Litho USA

Consumer Guide to Carpet Cleaning

An informative
reference guide
describing **Carpet** and
vacuum cleaner facts,
maintenance procedures,
spot and Stain removal tips,
and much more!



Introduction

Purchasing carpet for your home can be a major investment. Choosing carpet that is right for your home is only half the battle. Maintaining and caring for your carpet properly will protect your investment for many years. This brochure offers basic information on carpet facts and styles, maintenance and cleaning and floor care appliances.

Carpet Facts

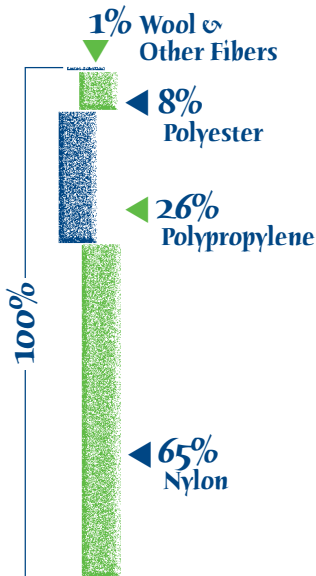
Carpet seems to have infinite colors, texture and uses in the home. Being fortified with some basic information about carpet will help you understand how to best care for and protect your investment in this type of floor covering.

There are three man-made fibers used to make most carpet purchased for homes today: nylon, polyester and polypropylene. Different fiber manufacturers give these three fibers

many brand names, but of them, nylon is the most popular and has been for the past decade.

All man-made fibers have certain characteristics in common. They clean well, are mildew-resistant, mothproof and non-allergenic. At the same time, each fiber has specific characteristics which can affect its level of performance, in addition to manufacturing variables of type of construction, texture, backing and cushioning, pile thickness, weight and density.

The natural fiber, wool, has been used to a great extent in past decades because of its resistance to soiling, durability and good cleanability. The natural tendency of animal fibers to stretch and return to their original length makes wool carpet resilient and cushiony, with excellent recovery from crushing. With the development of desirable characteristics of man-made fibers, the popularity of wool has waned in recent years. Wool carpet should have an anti-moth treatment.



Source: RBI-1994 Carpet Fiber Consumption

Carpet Facts (Cont'd.)

Taking all variables into consideration, fiber content, either man-made or natural, is still a vital factor in the quality, value and performance of the floor covering. For this reason, evaluation criteria have been established to compare fibers and determine ratings.

- 1 Durability** is based on construction, installation maintenance and special conditions. Ratings include these factors plus resistance or vulnerability to stains, burns, soil and foot traffic.
- 2 Soil Resistance** is the effect of soil on the original appearance and how quickly a carpet fiber shows that soil.
- 3 Resilience** is the ability of the pile structure to return to its original shape after being compressed from traffic or from heavy furniture. Also, it is the measure of the fiber's ability to be restored to its original condition upon cleaning.
- 4 Abrasion Resistance** is the ability of the fiber to withstand wear or breakage by foot traffic.
- 5 Cleanability** is the ease of separating soil from the carpet pile to restore pile appearance.

Fiber Comparison Chart

Utilizing these evaluation criteria, this chart gives a quick comparison of the man-made fibers to wool.

Fiber	1 Durability	2 Soil Resistance	3 Resilience	4 Abrasion Resistance	5 Cleanability
Nylon	Excellent	Good	Good to Excellent	Excellent	Very Good
Polyester	Very Good	Fair	Good	Excellent	Very Good
Polypropylene	Excellent	Fair	Poor	Excellent	Very Good
Wool	Very Good	Good to Excellent	Excellent	Good	Very Good


Carpet Styles



Cut pile has all the tufts or ends of the yarn cut to the same height. The pile can vary from short to very deep. This most popular carpet style includes velvets, plushes and saxonies. Velvet has a tight, extra dense construction with a smooth velvety finish in which each tuft is not distinguishable. Plush has a looser construction in which each tuft is distinguishable. Saxony is simply a category within the plush style.



Cut & loop has both cut and uncut (looped) tufts, usually of differing pile heights. Cut and loop is often multicolored and hides soiling and traffic patterns.



Twist has tightly twisted tufts of yarn, often with a nubby or kinky texture and is available in varying pile heights. Twist is often called frieze (pronounced free-zay) and has qualities designed to hide marking and footprints.



Berber is a bulky, nubby textured loop pile carpet with color flecks randomly dispersed over a background of color. It is available in overall patterns and in soft colors.



Level loop has a tight, all looped construction. It is the easiest style to maintain and is very durable.

Carpet Tips

Carpet is intended to be used and will provide years of warmth and comfort underfoot if it is cared for properly. You can help extend the life of your carpet by following these suggestions:

✓ **Use good padding** under rugs and carpet. Padding helps fill in uneven places in the floor and cushions heavy traffic areas. Your carpet dealer can recommend the appropriate weight of padding best suited for your needs.

✓ **Turn area rugs** occasionally to help equalize wear. For

wall-to-wall carpet, redistribute traffic patterns and areas of heavy wear by moving the furniture occasionally, if possible.

✓ **Use entrance mats** at outside doorways to collect the gritty dirt tracked in from outdoors.

✓ **Save the labels** from newly purchased carpet and rugs.

This information may be helpful if advice is needed from the store or manufacturer at a later date. Care and maintenance information may also be provided.

Maintaining Your Carpet

The following characteristics of carpet help it wear well and resist or hide soil:

Color – Neutral and medium tones tend to hide soil marks better than pastels and dark shades. Multicolors and tweeds conceal footprints and dirt better than solids.

Yarn Construction – Continuous filament yarns, made from one continuous strand, tend to pill and shed less than staple yarns, made from short fibers woven together.

Density – Closely tufted carpet wears well because the tight compact tufts tend to support each other and stand upright.

Pile – Upright tufts of a carpet form the wearing surface of a carpet or rug. Deep pile tends to wear better than short pile. Multi-level pile tends to wear better than one-level cut pile. A loop or twisted pile will retain its appearance better than cut pile of the same quality in heavy traffic areas.

Backing – This is the base of the carpet which gives it strength and helps to prevent wear on the underside. Good backing can help maintain the carpet's shape and size throughout its life.

Vacuuming your carpet is one of the most important steps you can take to keep it looking new. Areas receiving little traffic may need vacuuming once a week, while heavy traffic areas may

require daily vacuuming. However, only you can determine the schedule for necessary carpet care, depending on your own individual needs.

Routine Care –

Before vacuuming, pick up small objects and other debris that have fallen onto the carpet. Vacuum as often as needed to remove dust and lint and help prevent soil buildup.

A vacuum cleaner with a rotating brush (an agitator) is most effective. Be sure to select the correct carpet pile height setting on the cleaner, and check the brushes and belts periodically to ensure they are working properly. Replacing worn brushes, belts, and replacing the bag or emptying the dirt container when recommended, will help maintain cleaning performance.

Periodic Care –

A thorough vacuuming of all carpeted areas may be necessary about once a month. Move all furniture and vacuum all areas with the vacuum cleaner suction on “high” to get the most thorough cleaning possible.

Despite careful and consistent use of the vacuum cleaner, eventually carpet will become soiled and need cleaning. This visible soiling is caused by grimy dirt that adheres to carpet fibers and is not picked up by vacuuming. Refer to the “**Carpet Cleaning Alternatives**” section for more information.

Vacuum Cleaner Facts

Now that you know some facts about carpet, let's consider vacuum cleaner choices. Proper equipment is necessary for good carpet care. The type and amount of carpet you have, the type of soil you need to remove and the amount of money you are willing to spend are factors in your decision of which type of vacuum cleaner is best for you.

The improved cleaning ability of vacuum cleaners has reflected the development and changes in carpet. Today's vacuum cleaners not only can tackle even the most luxurious, deep pile, plush carpet, but also have features to make cleaning easier and more convenient. Each type of vacuum cleaner has different advantages that should be considered before choosing which one to buy.

Often consumers ask about peak horsepower and amp ratings in relation to vacuum cleaner performance. Stated simply, peak horsepower is the maximum power of the motor only when removed from the vacuum cleaner and tested under laboratory conditions, and amperage is the amount of electricity drawn through and used by the vacuum cleaner.

To assist the consumer in selecting a vacuum cleaner, Hoover offers a line of cleaners with a cleaning performance rating. This rating is based on the cleaner's ability to clean and other performance factors such as hose power and filtra-

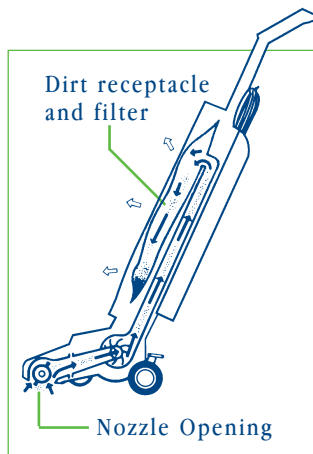
tion. This number is intended to be more meaningful than peak horsepower, amps, watts, etc. because it relates to the entire vacuum cleaner rather than just the motor.

Effective vacuuming of carpet relies on 3 basic principles

1. **Agitation**
2. **Air Flow**
3. **Filtration**

Most dirt that settles on carpet eventually gets embedded into the pile by foot traffic

Lint and hair can get tangled in the fibers themselves. In order to be removed, the carpet fibers must be disturbed or "agitated" to loosen the dirt. Vacuum cleaners have revolving brushrolls or agitators for taking care of loosening the dirt.



The name *vacuum cleaner* actually comes from the vacuum created inside the motor when it is turned on. The vacuum causes air to flow from the nozzle or area where the cleaner touches the floor, through the vacuum

cleaner, dirt receptacle and out the exhaust. The air carries the dirt that the agitator has loosened from the carpet. This air flow is vital for efficient vacuum cleaner operation and partial or total restriction of it will affect cleaning ability.

The basic concept of a vacuum cleaner's air flow is "dirty air in, clean air out". This is where filtration becomes important. All vacuum cleaners have a primary filter. This could be a disposable bag or a filter cartridge. In either case, when the dirty air reaches the filter, the filter allows the air to pass through but traps the dirt inside the filter. If the filter gets too full or dirty, air flow will be restricted. Therefore, proper maintenance of the filter, whether it is a bag, cartridge etc. ... is vital to efficient vacuum cleaning.

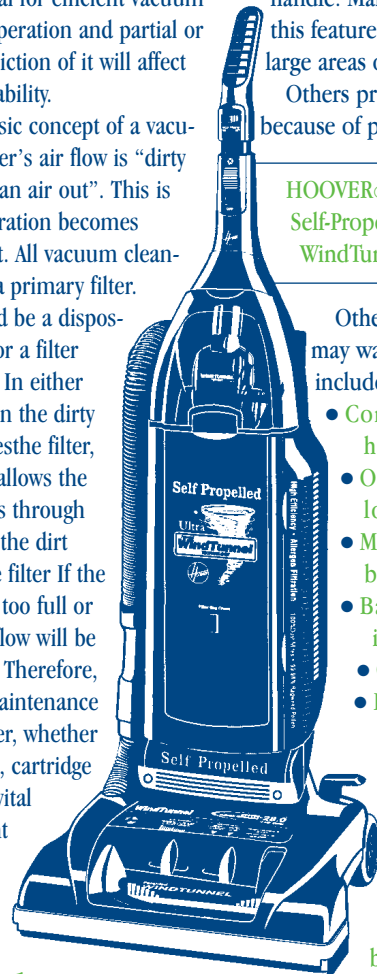
Uprights are the most popular type of vacuum cleaner in the U.S. today. On an upright, the nozzle, motor and dirt receptacle are all contained within the same unit.

Your choice of available features on uprights will be related to your type of carpet and the particular cleaning situation. For example, the self-propelled feature has made maneuvering the cleaner almost

effortless. Even on dense, deep pile plush carpet, cleaning is not tiresome, due to the power mechanism controlled with the handle. Many buyers want this feature because they have large areas of carpet to clean.

Others prefer this feature because of physical limitations.

HOOVER®
Self-Propelled™
WindTunnel™ Upright



Other features you may want to consider include:


- Comfortable handle grip
- On-off switch location
- Microfiltration bags
- Bag check indicator
- Cord length
- Ease in changing the bag/emptying dirt cup
- Adjustments for carpet pile height
- Suction edge cleaning/brushed edge cleaning

- Headlight
- Attached hose & tools
- 'Dirt FINDER'
- Powered hand tool

The upright is designed to give you the best carpet cleaning. Most models provide hose and tool storage right on the unit for added convenience when doing above the floor and stair cleaning tasks.

Vacuum Cleaner Facts (Cont'd.)

Canisters represent a large group of cleaners available in the market place that vary widely in size, shape, features, cleaning tools, and power. Most canisters operate by a motor/fan system design principle. The fan, driven by a motor, creates a vacuum, causing air to rush through the hose. When a cleaning tool, at the end of the hose, disturbs dust and lint, it is picked up by the air stream and deposited in the disposable bag or dirt cup.




Canister cleaners with **motorized floor nozzles** are becoming more popular for carpet cleaning because the motorized nozzle has a brushroll, like an upright, to bring the deep dirt and dust out of the carpet.

Although some features available on uprights are also available on canisters, specific features have been developed in canisters to provide added convenience for carpet/bare floor and above the

floor cleaning. These include:

- ◆ **Remote on/off switch**
- ◆ **Variable speed control on handle grip**
- ◆ **Covered or recessed tool storage**
- ◆ **Wand storage**
- ◆ **Swiveling hose**
- ◆ **Check bag indicator**
- ◆ **Automatic cord rewind**

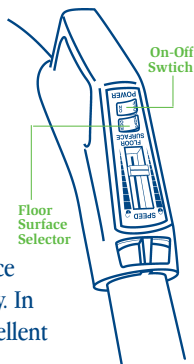


HOVER®
WindTunnel™ Canister

Cleaning hard surface floors with a motorized nozzle has also been made

more convenient. For example, the Hoover® 'WindTunnel' canister has a switch on the handle that controls the brushroll for switching from carpet to floor cleaning. When using the "Rug" setting, the brushroll rotates for deep down cleaning. When using the "Bare" setting, the brushroll does not rotate, but the canister motor continues to provide suction to remove surface dirt and lint from the floor. No changing of attachments is necessary.

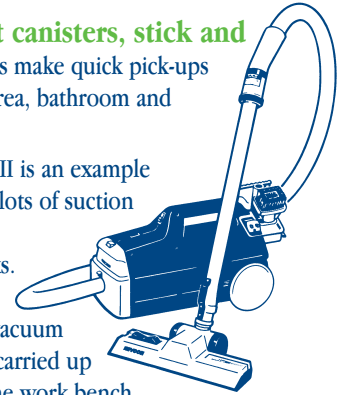
Homes with lots of throw rugs, area rugs, wood floor, vinyl, tile or terrazzo floors are easily cared for by using a canister cleaner with **straight suction nozzle**. With no wall to wall carpet to clean, a canister with strong suction will remove loose dirt and lint from hard surface floors and lightweight rugs easily and efficiently. In addition, easy accessibility to tools provide excellent above the floor cleaning capabilities.



Overall, **canisters** are excellent for above the floor cleaning. Highly efficient motors and well designed cleaning tools for upholstery, draperies, carved furniture, tight corners and small spaces make thorough cleaning a breeze.

Lightweight compact canisters, stick and hand-held vacuum cleaners make quick pick-ups easy in the kitchen, dining area, bathroom and throughout the entire home.

The Hoover 'Portapower' II is an example of a **compact canister** with lots of suction for carpeted stairs, and above the floor cleaning tasks.



Portapower™ II
Compact Canister

Lightweight and portable, this type of vacuum cleaner can be easily carried up and down stairs, to the work bench, or anywhere cleaning is needed.

The **stick cleaner** with rug and floor nozzle (like the Hoover® 'Quik-Broom') is a favorite for daily vacuuming of low pile carpet and hard surface floor areas. These vacuum cleaners often have dirt cups which make emptying extremely easy and convenient.



Stick Cleaner

Small **hand-held** type vacuum cleaners like the Hoover® 'Sidewinder' and 'Dubl-Duty' are easily stored and used on surfaces throughout the home. The 'Sidewinder' has rotating brushes which provide a more thorough cleaning on carpeted areas, upholstery and stairs. Additionally, its nozzle swivels to reach areas between and under furniture and cabinets. The 'Dubl-Duty' is battery operated and has both wet and dry pick-up capabilities.



Sidewinder™
Hand-held
Cleaner



Dubl-Duty™
Hand-held
Cleaner

Central vacuum systems are not for everyone, but they are worth some consideration. Hoover may have just the right one for you!

Spot & Stain Removal

Sooner or later, something is going to get spilled on your carpet. An important factor in removing spots or stains is treating them immediately. The longer you delay, the more difficult it will be to remove the stain. Refer to this guide for procedures recommended to remove common household stains.

Remedy A

- Scrape or blot up excess spill using absorbent white toweling.
- Apply carpet spot cleaner such as **Hoover 'SteamVac' PreCleaner** or **Resolve® Spot & Stain Carpet Cleaner** according to label directions.
- Rinse with clean, damp sponge until all cleaner is removed.
- Blot thoroughly. Absorb remaining moisture with layers of white paper towels weighted down.

Remedy B

Acne medications, bleach, toilet bowl cleaners and urine cause irreversible color-loss.

- Follow steps 1-4 of **Remedy A**. If stain remains:
- Apply dry cleaning solvent.
- Repeat steps 2, 3, & 4 of **Remedy A**.

Remedy C

- Scrape or blot up excess spill using absorbent white toweling.
- Apply cleaning solvent or rubbing alcohol.
- Blot, do NOT rub.
- Rinse with water.
- Continue with steps 2-4 of **Remedy A**.

Note: This stain removal guide was provided by Reckitt Benckiser Inc., a leader in home cleaning supplies.

'Resolve', is a trademark of Reckitt Benckiser Inc.

Remedy D

For **mud**, allow to dry before cleaning.

- Follow steps 1 and 2 of **Remedy A**.
- Clean, working from the outside of the stain inward.
- Continue with steps 3 and 4 of **Remedy A**.

Remedy E

For **powdered fruit drink mix**, vacuum before cleaning.

For **mustard**, allow to dry before cleaning to reduce spreading.

- Follow steps 1-3 of **Remedy A**.
- Blot thoroughly. If stain is removed, absorb remaining moisture with layers of white paper towels, weighted down.

Remedy F

- Freeze area with ice cubes.
- Shatter with blunt object such as the back of a spoon.
- Vacuum up pieces.
- Continue with steps 2-4 of **Remedy A**.

Remedy G

- Blot excess
- Test nail polish remover (acetone free) in an inconspicuous area for color fastness.
- Apply small amounts of nail polish (acetone free) remover and blot immediately. Repeat until no stain is evident on blotter.
- Continue with steps 2-4

Type of Stain Remedy Code Letter


Acne Medication B	Furniture Stain C	Mouthwash A
Asphalt C	Gelatin A	Mud D
Auto Grease B	Glue (Hobby) C	Mustard E
Beer A	Glue (White) A	Nail Polish G
Beet Juice E	Grape Juice E	Oil Paint C
Berries E	Graphite D	Orange Juice E
Bleach B	Hair Oil A	Paper Maché A
Blood A	Hair Spray C	Paste Wax C
Butter A	Hand Lotion A	Pet Food E
Candle Wax C	Ice Cream A	Plant Food B
Candy A	Ink (Ball Point) C	Prune Juice E
Carbon B	Ink (India, Marking Pen) C	Red Clay Soil D
Chalk D	Ink (Water Soluble) A	Red Wine E
Charcoal D	Insecticide B	Rouge C
Chewing Gum F	Iodine B	Rubber Cement C
Chocolate B	Jam or Jelly E	Rust A
Coffee E	Ketchup E	Sauces (Spaghetti, Barbecue) E
Cooking Oil A	Lacquer C	Shellac C
Cough Syrup A	Latex Paint A	Shoe Polish C
Crayon C	Lemonade E	Soft Drinks or Soda E
Drain Cleaner B	Linseed Oil A	Soot B
Dyes E	Lipstick C	Tar C
Egg A	Liquors E	Tea E
Flea or Tick Powder B	Machine Oil A	Toilet Bowl Cleaner B
Food Grease A	Make-Up (Foundation) C	Toothpaste A
Fruit Drink E	Mascara C	Topsoil D
Fruit Drink Mix E	Mayonnaise A	Urine B
Fruit Juice E	Milk A	Varnish C
Fungicide B	Mixed Drinks (Alcohol) E	Vomit B
Furniture Polish C	Motor Oil A	Water Colors A
		White Wine A

Carpet Cleaning Alternatives

Many types of equipment are available for the following cleaning alternatives. You may choose to do it yourself, either with a product you own or have rented, or you can hire a professional service to do it for you.


All areas of the carpet need to be thoroughly vacuumed before any of the following methods are used. Cleaning solutions should always be tested in an inconspicuous area on the carpet before being used on the entire carpet. (Refer to Spot & Stain Removal section.)

Dry Powder Compounds: In this method, a slightly moist compound is distributed over the carpet and is “worked in” with a machine (providing the agitation necessary to release the dirt from the fiber). After the carpet has dried, the powder residue is removed with a vacuum cleaner.



This method will not over wet a carpet (note: wool and woven carpet are particularly vulnerable to overwetting) and is recommended for non-colorfast carpet. Although dry compounds provide adequate surface cleaning, they do not remove soil within the pile.

Shampooing: A spray foam or shampoo concentrate and water are used in this method. The foam solution (either from the spray can or generated by an electric shampooer) penetrates the surface of the carpet and is distributed by the shampooer brushes. (A sponge mop, hand brush or manual applicator can also be used to distribute the foam.) After the carpet has dried, the detergent residue and the soil entrapped in it are removed by vacuuming.




This method is economical and provides a more thorough cleaning of dirty carpet than is obtained with dry cleaning compounds. Care, however, must be taken not to overwet the carpet (so the back-

ing becomes wet) to prevent shrinkage and a discoloration problem known as browning.

Hot Water Extraction: (sometimes called “deep cleaning”) This system consists of a machine which distributes a solution of hot water and detergent onto the carpet. The machine then “extracts” the solution containing the dirt and soil.

This method removes much of the dissoluble dirt and chemical residue while lessening drying time. As with shampooing, care should be taken not to overwet the carpet.

(For more on cleaning alternatives, refer to the Specialty Cleaner Facts

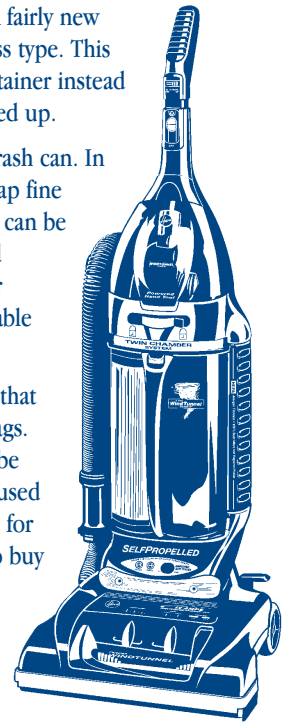


Newer Cleaner Trends

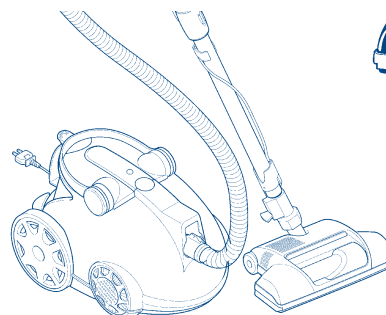
Bagless Cleaners: A fairly new trend in vacuum cleaners is the bagless type. This style of cleaner uses a dirt cup or container instead of a bag to collect the dirt that is picked up.

The debris is then emptied into a trash can. In addition, a separate filter is used to trap fine particles of dust and dirt. Some filters can be cleaned and reused while others need replacement about once a year. Under normal use and care conditions, reusable filters can last up to three years!

An advantage of bagless cleaners is that you never have to buy replacement bags. When the dirt container is full, it can be emptied and the cleaner can then be used right away. There is no need to search for a replacement bag or run to a store to buy a new one.



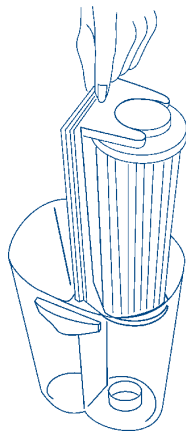
HOVER®
Self-Propelled
WindTunnel™ Bagless



HOVER®
Bagless Canister

A Word About Filtration

The incidence of people with allergies is on the rise and many of these allergies are caused by indoor irritants such as dust, dust mites and pollens that settle on carpet and furniture. Because of this, vacuum cleaners with enhanced filtration properties have increased in popularity. Allergen filtration bags, final filters, and HEPA (high efficiency particulate air) filters are some of the ways used to achieve higher levels of filtration. All of these types of filters are designed to capture very small particles that are picked up by the vacuum cleaner and keep them from escaping back into the air.



HEPA Filters
(High Efficiency Particulate Air)
are gaining in popularity

Pets contribute to surface litter because of shedding or tracking. They are also a source of dander and allergens in your carpet. Daily vacuuming may be necessary to remove hair from traffic areas, while thorough cleaning of the entire room may be needed only once a week. Pets often have their favorite places in certain rooms which may need frequent cleaning.

Why is pet hair so difficult to remove?

Animals have oil in their hair causing it to cling when deposited on carpet and upholstery. The longer it remains, the more it will penetrate down into the carpet pile or fabric weave. Regular and prompt removal will minimize accumulation. For carpet, an agitator type vacuum cleaner is best to brush the hair out of the carpet pile. Periodic cleaning methods, such as shampooing or deep cleaning, will also help remove oily deposits.



Allergen Filter Bags are available for a variety of Upright and Canister cleaners.

Specialty Cleaner Facts

If your home has carpet, you probably own a vacuum cleaner. Vacuum cleaners are vital for maintaining carpet because they remove surface dust, lint and litter. They will not, however, remove greasy or grimy dirt that settles on carpet from the air or that is tracked in on shoes.

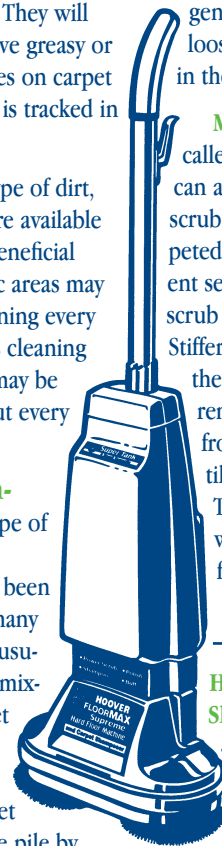
To remove this type of dirt, specialty cleaners are available which offer many beneficial results. Heavy traffic areas may require special cleaning every six months whereas cleaning your entire carpet may be necessary only about every 12 months.

Electric shampooers are one type of specialty floor care appliance that have been on the market for many years. Shampooers usually have a tank for mixing water and carpet shampoo. The mixture is then dispensed on the carpet and worked into the pile by rotating brushes. Most shampooers have a foam generator which turns the mixture into a foam when applied to the carpet. This foaming helps reduce – but not eliminate – the possibility of overwetting the carpet. The brushes used to shampoo carpet are specially designed to provide gentle agitation and protect fine rugs and carpet.

A shampooer can also be used to work dry cleaning compounds into carpet pile. This is

particularly convenient on carpets that are highly susceptible to moisture. The dry compound is applied directly to the carpet, and the shampooer is used to gently agitate the carpet for loosening dirt and working in the compound.

Many shampooers, also called shampoo/polishers, can also be used to power scrub, wax and buff non-carpeted or bare floors. A different set of brushes is used to scrub this type of flooring. Stiffer than shampoo brushes, the scrubbing brushes remove dirt and grime from crevices in linoleum, tile or other bare floors. They can also be used with pads for buffing the floor to a high shine.



Hoover® 'FloorMAX'
Shampoo/Polisher

The versatility of shampoo/polishers makes them convenient for a home with both carpet and bare floors which each need special care.

Some shampoo/polishers, like the Hoover® FloorMAX™ cleaner, help make cleaning bare floors easier by having a wet liquid pick-up feature. This enables you to vacuum up dirty water after a floor has been scrubbed. The need to mop up dirty water is eliminated; and drying time is faster.

Specialty Cleaner Facts

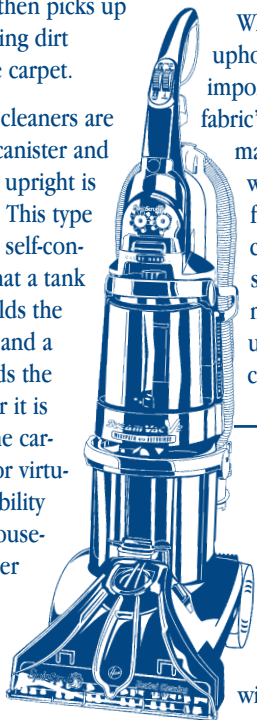
Deep cleaners, which clean carpet by hot water extraction, are becoming increasingly popular. They spray a solution of hot water and detergent onto the carpet. The cleaner's suction then picks up the solution carrying dirt removed from the carpet.

Although deep cleaners are available in both canister and upright types, the upright is the most popular. This type of deep cleaner is self-contained meaning that a tank on the cleaner holds the cleaning solution and a separate tank holds the dirty solution after it is recovered from the carpet. This allows for virtually unlimited mobility throughout the household. Some canister models require faucet hook-up which provides a constant supply of hot water.

Some features to consider when choosing a deep cleaner include:

- ◆ Easy to reach and use power controls
- ◆ Fingertip trigger for dispensing solution
- ◆ Forward and reverse cleaning
- ◆ Scrubbing action
- ◆ Easy to fill and/or empty tanks
- ◆ Easy storage
- ◆ Light weight
- ◆ Carrying handle
- ◆ Bare floor cleaning ability

Another popular feature on both types of many deep cleaners is the ability to clean upholstery and carpeted stairs. This is accomplished through the use of a hand-held tool and hose.



When wet cleaning upholstery, it is extremely important to check the fabric's cleaning code to make sure the wet or water method is safe for the fabric. Like clothing, some upholstery fabrics are only meant to be cleaned using solvent, or dry, cleaning methods.

**HOOVER®
SteamVac™
Dual V™
Deep Cleaner**

The detergent used with a deep cleaner or spot cleaner is also important. Most cleaners come with detergent which is recommended by the manufacturer. Following this recommendation will ensure the best desired cleaning results.

A compact spot cleaner may also be a consideration when you want to clean spots and spills without doing an entire room. It's lightweight convenience enables you to clean small areas of carpet or upholstery all around the home.

Selecting a Vacuum Cleaner

With the large variety of models available, choosing a vacuum cleaner that is right for you can be dizzying. By answering a few basic questions, you can organize your thinking before shopping. The checklist below should be able to help you!

1. Which type of vacuum cleaner do you prefer?

- Canister Upright

This choice is a personal one. Some people prefer the versatility of a canister while others prefer the convenience of an upright style.

2. What type of floor surfaces are in the home?

- Mostly carpet
 Mix of carpet and hard surface floors
 Mostly hard surface floors

Answering this question can also help you answer which type of cleaner to get. An upright is an ideal choice for homes with a lot of carpet. While homes with a mix of bare floor and carpet or areas rugs are a good fit for a canister with a power nozzle and straight suction brush or nozzle.

3. Do you prefer a cleaner with a bag or one without a bag?

- Cleaner with bag
 Bagless

This, again, is a personal preference.

4. Is self-propelled a desired feature?

- Yes No

Self-propelled cleaners are beneficial to people with physical limitations, in homes with a large amount of carpet that needs vacuuming or for people who simply prefer a vacuum that is easy to push.

5. Will the cleaner be carried up any stairs?

- Yes No

A lightweight cleaner would be a consideration for homes where the cleaner will be used on multiple levels.

6. Is anyone in the home affected by indoor allergens?

- Yes No

If yes, a vacuum cleaner with enhanced filtration properties would be a good consideration.

7. How often are the tools used?

- Frequently
 Occasionally

If the tools are to be used frequently, a cleaner with a variety of attachments as well as strong hose suction would be ideal. Some cleaners have a removable storage caddy for the tools which allow for the tools to be either stored on the cleaner or off it. This is a nice feature for people who only use their attachments occasionally.

8. Are there carpeted stairs in the house?

- Yes No

Cleaning carpeted stairs presents a unique cleaning problem. Cleaners that include a powered hand tool and extra long hose to reach up the entire flight of stairs make this chore a lot easier!

Questions About Floor Care

My carpet seems to be getting fuzzy; especially in high traffic areas. Is my vacuum cleaner causing this?

No, fuzzing is the hairy effect on the carpet surface caused by wild fibers, slack yarn twist, or by fibers slipping out when walked on. There is a natural tendency for the fiber ends to separate a bit and loosen excess yarn.

My carpet isn't dirty and I vacuum regularly, but it seems to have lost some color and appears dull. What should I do?

Have your carpet cleaned professionally, or shampoo or deep clean it yourself, before it is heavily soiled or stained. Using the new shampoos and hot water extractors can restore the original color and luster to a great extent. A periodic cleaning using one of these methods will maintain the appearance longer.

How many strokes with my vacuum cleaner are necessary?

Heavy traffic areas should be vacuumed daily, with seven strokes for a thorough cleaning. Areas receiving little traffic can be vacuumed once a week or every three or four days, with three or four strokes for adequate maintenance.

What type of vacuum cleaner is best for oriental rugs? How can I avoid catching the fringe in the cleaner?

Most room size oriental rugs, except the antique kind, are best cleaned with an agitator type vacuum cleaner. When approaching a fringed edge with an upright vacuum cleaner, slightly lift up the front of the cleaner by lowering the handle and push the cleaner completely off the carpet. This will allow cleaning of the fringe, but will raise the agitator to avoid catching the fringe. When using a canister with a motorized nozzle, stop before reaching the fringed edge. Fringe may be cleaned with suction, using the upholstery tool or floor brush.

What types of cleaning can I do with my deep cleaner/soil extractor?

Deep cleaners are very versatile. In addition to cleaning wall-to-wall carpet in many rooms of your home, they are handy to have around when a spill or stain occurs and needs to be cleaned right away. A deep cleaner can be used on heavy traffic areas to remove the dinginess caused by frequent activity. Not only do most deep cleaners have the ability to clean carpeted floors, they can also tackle dirty stairs, upholstery and bare floors.

More Questions. . . ?

What is the best way to clean carpeted stairs?

Steps with carpet should be cared for regularly. The upholstery nozzle, a brush attachment or a hand-held vacuum with a rotating brush will work best for cleaning and raising the carpet pile. The more suction you have, the quicker you can remove the soil and raise the carpet pile.

Does shampooing or hot water extraction decrease resistance to soiling?

Usually not. Some shampoos contain oil which can contribute to resoiling; however, most do not. Walking on a carpet which is not completely dry will cause faster resoiling. Most carpet is treated during manufacturing with a soil retardant. Although shampooing and extraction do not remove this retardant, foot traffic will. Therefore, a soil retardant applied by a knowledgeable professional immediately after shampooing or extraction is wise.

When I vacuum I have light and dark tracks – how can I eliminate this?

The apparent shading from light to dark is characteristic of dense cut pile carpet such as plush. It's caused by light reflecting from the surface. The tips of the carpet tufts reflect less light than the side. When the tufts lean over, that area appears darker than one where the tufts are leaning in the

opposite direction. For uniform effect, make the final cleaning stroke in the same direction across the carpet.

Why does my vacuum cleaner pick up so much fiber from my carpet? Am I wearing out the carpet?

It is normal for loose fibers to be present in all new carpets especially cut pile. This is manufacturing debris left in the pile when the carpet is "finished." Even though the powerful suction of your vacuum fluffs the fiber up in your vacuum cleaner bag to look like a lot, it is really minimal compared to the total fiber content. Regular vacuuming will eventually remove all "shedded" fiber.

When I move heavy furniture, the depressions don't come up even after vacuuming; how can these areas be raised?

Depressions occur when heavy furniture remains in one position for a long time. Shift the location of furniture to help prevent permanent depression. After the furniture is moved, brush the area with your fingertips to loosen and stand up the mashed tufts. After several days, if the depressions are still noticeable, hold a steam iron two to three inches above the carpet and allow the steam to flow into the depressions. Do not let the iron touch the carpet. After steaming, brush gently, except on acrylic fiber where a coarse comb is best.